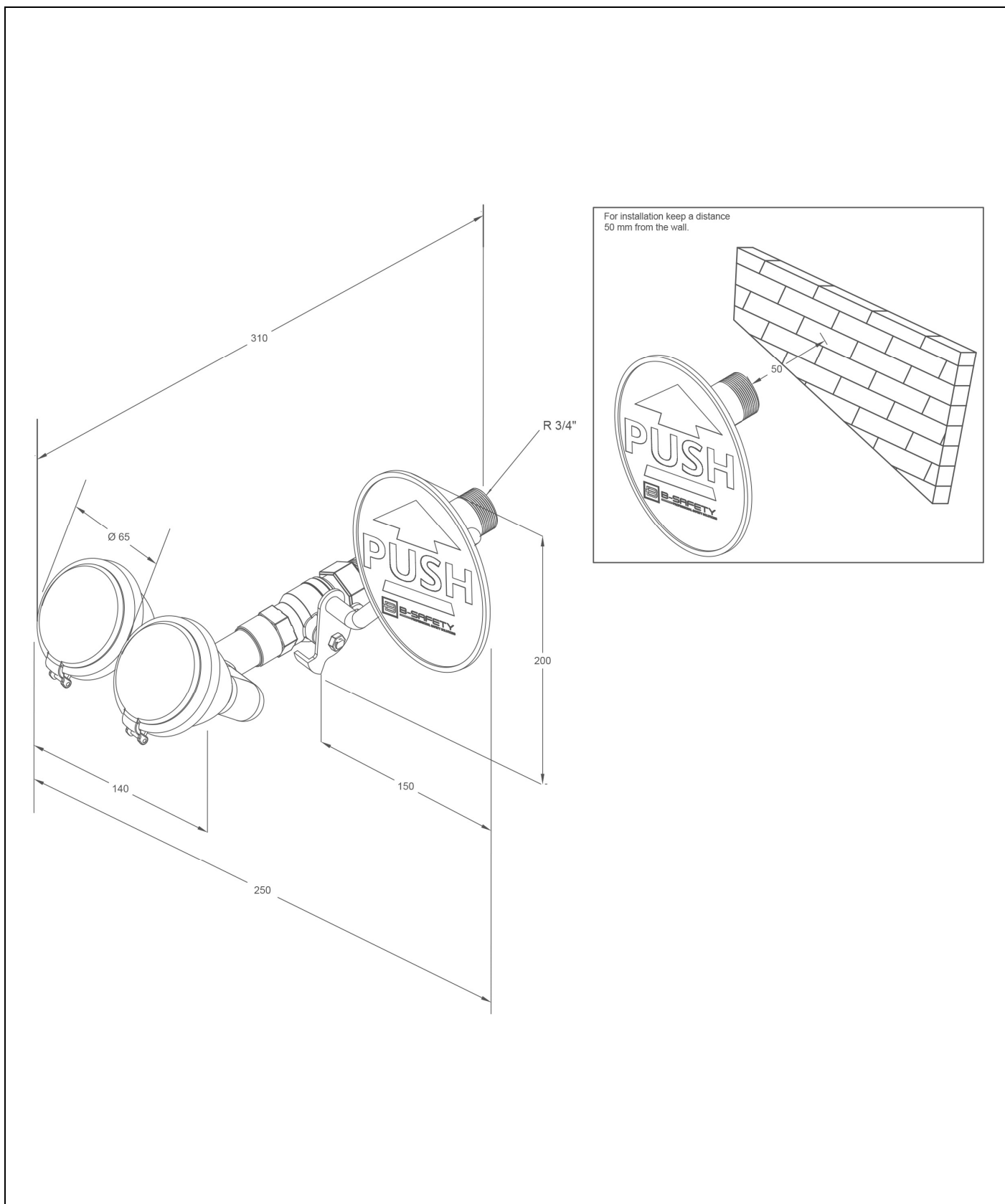


**BR 210 095**

**PremiumLine safety eye shower with two spray heads 45°, wall mounted**



### Technical description

PremiumLine safety eye shower with two spray heads 45°, wall mounted

- connection pipe of stainless steel for easy installation and alignment of the shower, polished, water inlet 3/4" male
- ball valve 1/2" of stainless steel, with PUSH-lever actuation, DIN-DVGW tested and certificated
- push plate made of stainless steel, polished, length 130 mm, with large signal "PUSH", luminescent according to DIN 67510
- integrated flow regulation 14 litre / minute for a standard-compliant jet pattern at a specified working range of 1.5 to 5 bar flow pressure
- high-performance spray heads made of stainless steel for large-scale dispersion of water, polished, 45° angled, with plastic spray plate, low calcification, rubber sleeves and sealed dust caps, mounted over distributor fork
- sign for eye shower according to EN ISO 7010 und ASR A1.3, self-adhesive PVC-film, 100 x 100 mm, viewing distance 10 metre
- height 200 mm, projection 310 mm, total width incl. lever 250 mm
- mounting height 900 mm (± 200 mm)
- according to BGI/GUV-I 850-0, DIN 1988 and EN 1717
- according to ANSI Z358.1-2014 and EN 15154-2:2006
- DIN-DVGW tested and certificated

Manufacturer: B-SAFETY or equal  
Article-No.: BR 210 095

### Technical specifications

Minimum flow pressure:	1.5 bar
Operating pressure:	1.5 to 5 bar
Flow rate:	14 l/min
Water inlet:	3/4" male
Dimensions (H x W x D):	200 x 250 x 310 mm

### Compliance with standards

- EN 15154-2:2006
- ANSI Z358.1-2014

### Approvals





- DIN-DVGW, NW-0417CL0263

Material-Übersicht	Material	Materialbezeichnung
High-performance shower head:	stainless steel	AISI 316
U-distributor:	stainless steel	AISI 316
Ball valve:	stainless steel	AISI 316
Push plate:	stainless steel	AISI 316
Flow regulator:	plastic POM	-
Connection thread, adapter:	stainless steel	AISI 304
Double nipple:	stainless steel	AISI 304
Sign for eye shower:	PVC-foil	-

### Product overview

<b>BR 210 095</b>	PremiumLine safety eye shower with two spray heads 45°, wall mounted
-------------------	--

## Accessories for safety eye showers

Product overview	Model	Material	Water inlet	Water outlet	Article-No.
	Maintenance ball valve for safety showers with removable trigger lever.	stainless steel	3/4" female	3/4" female	BR 830 955
	Thermostatic mixing valve for eye showers, adjustment range 20 - 43°C, scald protection 43°C, flow rate max. 20 l/min.	brass	1/2" male and 3/4" male	1/2" male and 3/4" male	BR 710 940
	Flow switch for eye showers and safety showers, protection degree IP 65, electrical supply with 1.5 m cable.	brass	3/4" female	3/4" female	BR 710 800
	Alarm system for eye showers & safety showers with siren-/flashlight combination. Prewired junction box inclusive electronic switch.  Electrical supply: 230 V - 50 Hz	-	-	-	BR 015 800