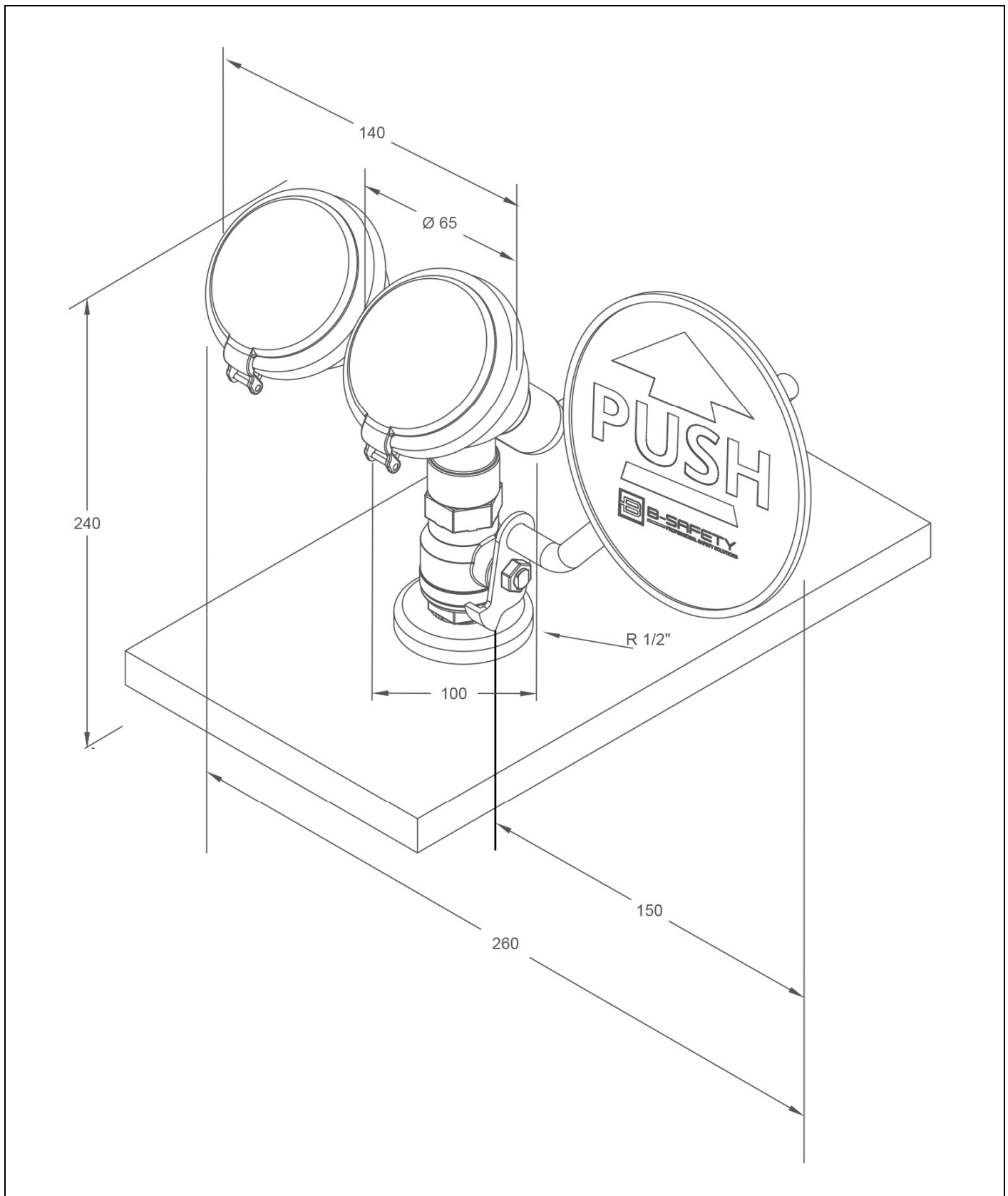


**BR 200 085**

**ClassicLine safety eye shower with two spray heads 45°, table mounted**



#### Technical description

ClassicLine safety eye shower with two spray heads 45°, table mounted

- connection thread 1/2" male, length 60 mm, incl. fastening-parts kit with nut G1/2" with 2 screws M5 for difficult to access mounting, with distribution disc, rosette, sealing to table surface with O-Ring
- integrated flow regulation 14 litre / minute for a standard-compliant jet pattern at a specified working range of 1.5 to 5 bar flow pressure
- ball valve 1/2" of stainless steel, with PUSH-lever actuation, DIN-DVGW tested and certificated
- push plate made of steel, chemical resistant green powder coated, length 130 mm, with large signal "PUSH", luminescent according to DIN 67510
- double nipple 1/2" of stainless steel
- high-performance spray heads for large-scale dispersion of water, 45° angled, with plastic spray plate, low calcification, incl. rubber sleeves and sealed dust caps, mounted over distributor fork
- sign for eye shower according to EN ISO 7010 und ASR A1.3, self-adhesive PVC-film, 100 x 100 mm, viewing distance 10 metre
- height 200 mm, total width incl. lever 260 mm
- mounting height 825 mm (± 200 mm)
- according to BGI/GUV-I 850-0, DIN 1988 and EN 1717
- according to ANSI Z358.1-2014 and EN 15154-2:2006
- DIN-DVGW tested and certificated

Manufacturer: B-SAFETY or equal  
Article-No.: BR 200 085

#### Technical specifications

Minimum flow pressure:	1.5 bar
Operating pressure:	1.5 to 5 bar
Flow rate:	14 l/min
Water inlet:	1/2" male
Dimensions (H x W x D):	240 x 260 x 100 mm

#### Compliance with standards

- EN 15154-2:2006  
- ANSI Z358.1-2014

#### Approvals







- DIN-DVGW, NW-0417CL0263

Material overview	Material	Material description
High-performance shower head:	plastic POM, EPDM	-
U-distributor:	plastic POM	-
Ball valve:	stainless steel	AISI 316
Push plate:	steel	-
Flow regulator:	plastic POM	-
Connection thread:	stainless steel	AISI 304
Double nipple:	stainless steel	AISI 316
Sign for eye shower:	PVC-foil	-

#### Product overview

<b>BR 200 085</b>	ClassicLine safety eye shower with two spray heads 45°, table mounted
-------------------	---

## Accessories for safety eye showers

Product overview	Model	Material	Water inlet	Water outlet	Article-No.
	Maintenance ball valve for hand-held eye showers with removable trigger lever.	brass	1/2" female	1/2" male	BR 710 100
	Connection hose for eye showers, stainless steel covered, in different lengths: 1000 mm => BR710410 1500 mm => BR710415 2000 mm => BR710420 3000 mm => BR710430	stainless steel	1/2" female	1/2" female	BR 710 410 BR 710 415 BR 710 420 BR 710 430
	Connection hose for eye showers, stainless steel covered. With an additional transparent PVC sheath for easy cleaning.	stainless steel / PVC	1/2" female	1/2" female	BR 710 475
	Thermostatic mixing valve for eye showers, adjustment range 20 - 43°C, scald protection 43°C, flow rate max. 20 l/min.	brass	1/2" male and 3/4" male	1/2" male and 3/4" male	BR 710 940
	Flow switch for eye showers, protection degree IP 65, electrical supply with 1.5 m cable.	brass	1/2" female	1/2" female	BR 710 810
	Alarm system for eye showers & safety showers with siren-/flashlight combination. Prewired junction box inclusive electronic switch.  Electrical supply: 230 V - 50 Hz	-	-	-	BR 015 800